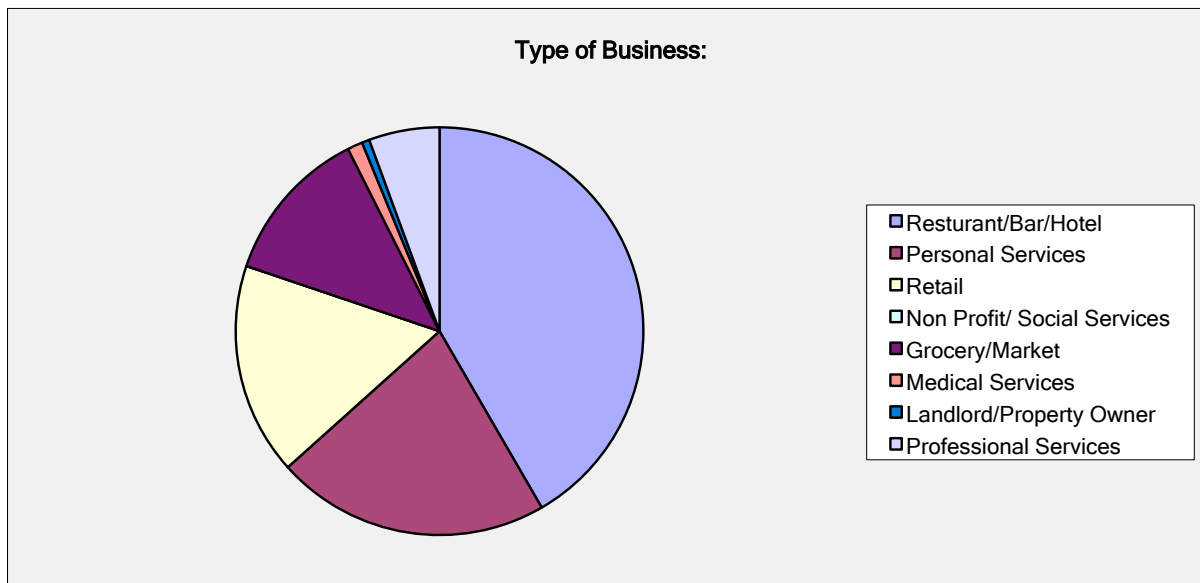


Larkin Street Business & Property Owner Association Survey

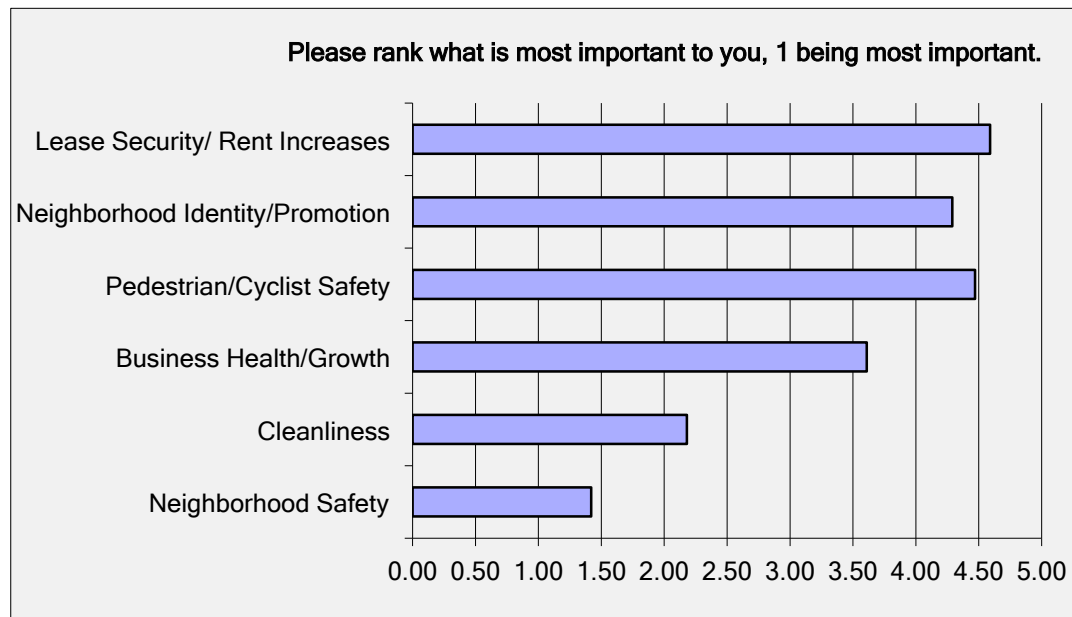
Type of Business:		
Answer Options	Response Percent	Response Count
Resturant/Bar/Hotel	41.6%	67
Personal Services	21.7%	35
Retail	16.8%	27
Non Profit/ Social Services	0.0%	0
Grocery/Market	12.4%	20
Medical Services	1.2%	2
Landlord/Property Owner	0.6%	1
Professional Services	5.6%	9
<i>answered question</i>		161
<i>skipped question</i>		7



Larkin Street Business & Property Owner Association Survey

Please rank what is most important to you, 1 being most important.

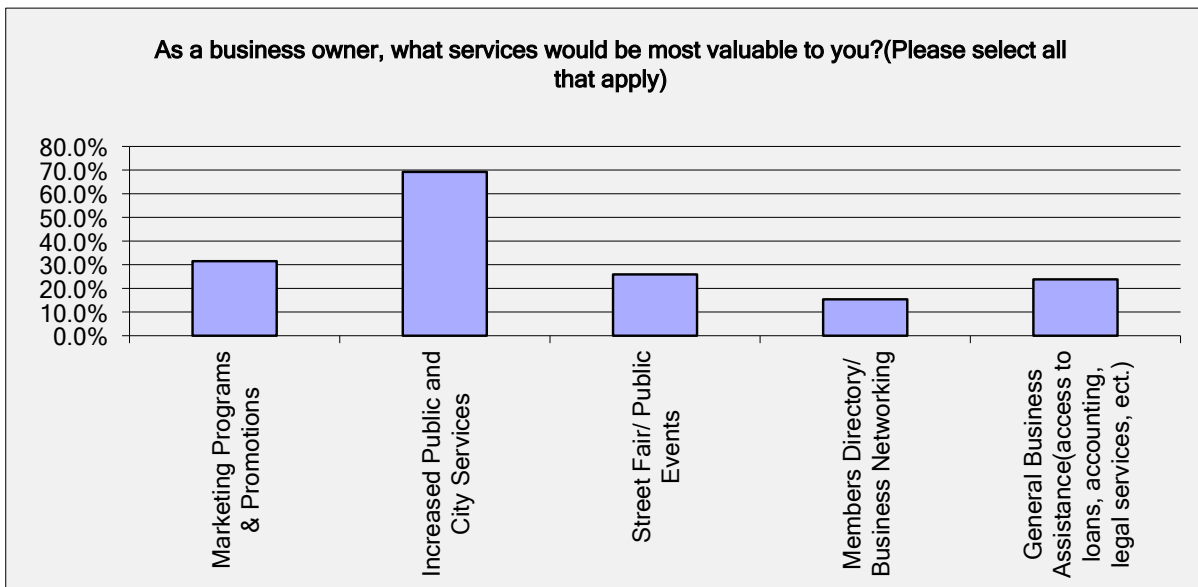
Answer Options	1	2	3	4	5	6	Rating Average	Response Count
Neighborhood Safety	120	22	7	6	3	0	1.42	158
Cleanliness	29	91	27	10	2	1	2.18	160
Business Health/Growth	6	13	47	43	18	10	3.61	137
Pedestrian/Cyclist Safety	1	12	16	29	41	32	4.47	131
Neighborhood Identity/Promotion	5	5	29	28	40	26	4.29	133
Lease Security/ Rent Increases	6	15	14	16	22	59	4.59	132
<i>answered question</i>								167
<i>skipped question</i>								1



Larkin Street Business & Property Owner Association Survey

As a business owner, what services would be most valuable to you?(Please select all that apply)

Answer Options	Response Percent	Response Count
Marketing Programs & Promotions	31.5%	45
Increased Public and City Services	69.2%	99
Street Fair/ Public Events	25.9%	37
Members Directory/ Business Networking	15.4%	22
legal services, ect.)	23.8%	34
<i>answered question</i>		143
<i>skipped question</i>		25

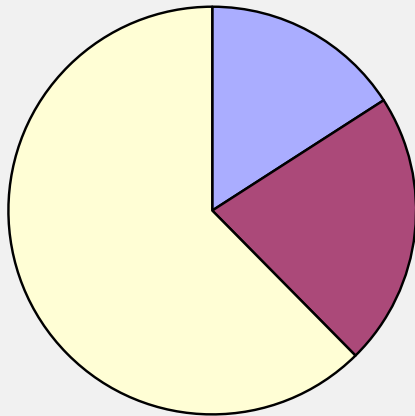


Larkin Street Business & Property Owner Association Survey

How would you like to be involved with LSA?

Answer Options	Response Percent	Response Count
I would like to become a member	15.9%	25
I am interested in learning more about LSA	21.7%	34
Not sure at this time	62.4%	98
<i>answered question</i>		157
<i>skipped question</i>		11

How would you like to be involved with LSA?



- I would like to become a member
- I am interested in learning more about LSA
- Not sure at this time